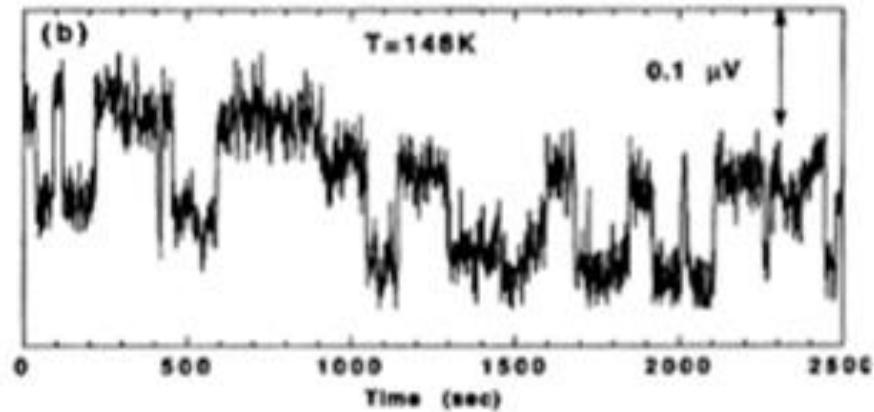


Noise

Michael B. Weissman



Physics 403, Fall 2018

Noise : Nuisance and Tool

Outline:

Broad categories

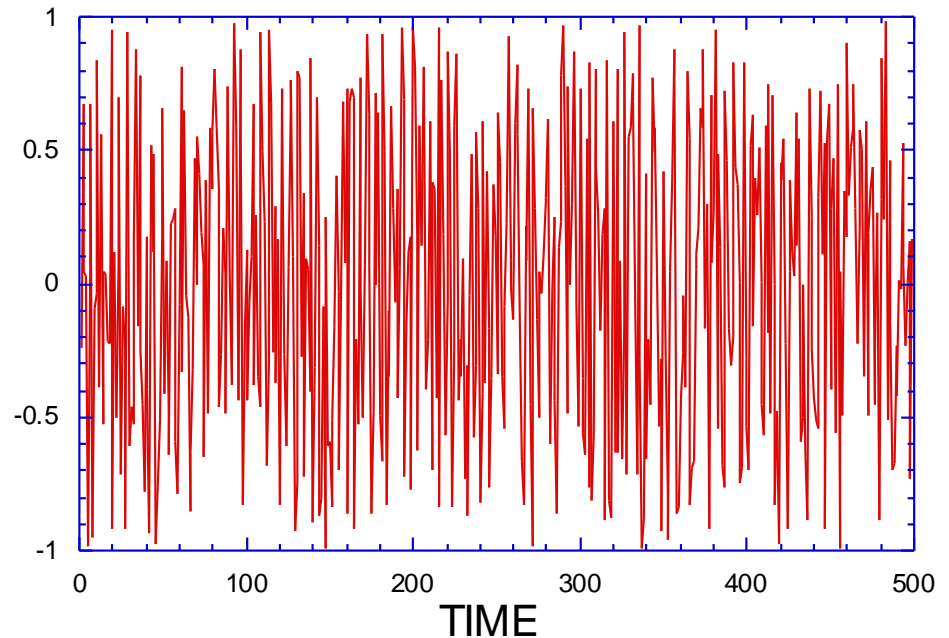

- fundamental equilibrium noise
- noise reflecting system physics
- bad contacts, etc.

Case studies in applications:

- Noise and extraneous dirt: defects in SiO_2 etc.
- Noise and dirty thermodynamics: e.g. manganites
- Noise out of equilibrium: ferroelectric Barkhausen

Where does noise come from?

- White noise (often not a mystery):
 - Look at a resistor in an amplifier circuit




The voltage (or air pressure, etc) changes quickly from one random value to a new, independent random value.

Why? 3

Noise and the laws of thermodynamics

- ANY two resistors with the same resistance at the same temperature MUST have the same sort of noise *before a current is applied to them*, even if one is made of gold and one of salt water! **Why?**
- Let's say one was noisy and the other quiet. Then when hooked together, the noisy one would drive more currents



through the quiet one than vice versa. Currents heat up resistors. So the quiet one would heat up and the noisy one would cool down. But a basic law of thermodynamics says that two objects at the same temperature don't spontaneously go to different temperatures. Therefore they must have the same amount of noise.

- But no law like that applies when current is forced through them. (Refrigerators work.)

Equilibrium basics

The magnitude of the noise is given by equipartition.

$$\langle (\delta V)^2 \rangle = kT/C$$

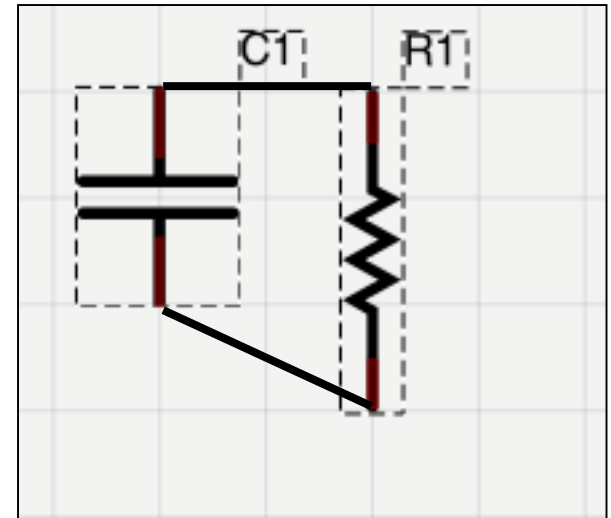

The time course is just exponential decay, with RC time constant.

So the autocorrelation function is

$$\langle (\delta V(t) \delta V(t + \tau)) \rangle = (kT/C) e^{-\tau/RC}$$

The spectrum $S(f)$ is just the Fourier transform of the autocorrelation function: ω

$$S(f) = 4kTR \quad (\text{up to } f \sim 1/RC)$$



Similar
Fluctuation-dissipation
relations hold for
magnetism, dielectrics,
mechanical systems etc.
Limited new info from noise

Frequency spectra: $S(f)$

$$V(t) = a_1 \cos(2\pi t \cdot 1\text{Hz}) + a_2 \cos(2\pi t \cdot 2\text{Hz}) + \text{etc}$$

$$S(1\text{Hz}) = a_1^2 \quad S(2\text{Hz}) = a_2^2 \quad \text{etc}$$

Write the signal as a sum of waves at a set of equal spaced frequencies.

$S(f)$ gives how the *square* of the size of the components depends on f .

White noise: same amount of power in each equal frequency range
20Hz-30 Hz, 30 Hz-40 Hz, etc (like white light, except different range)

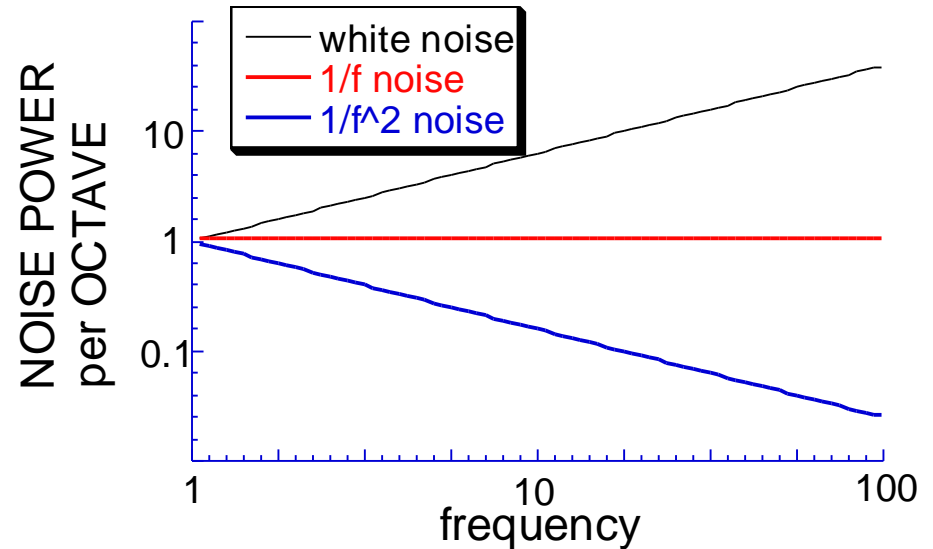
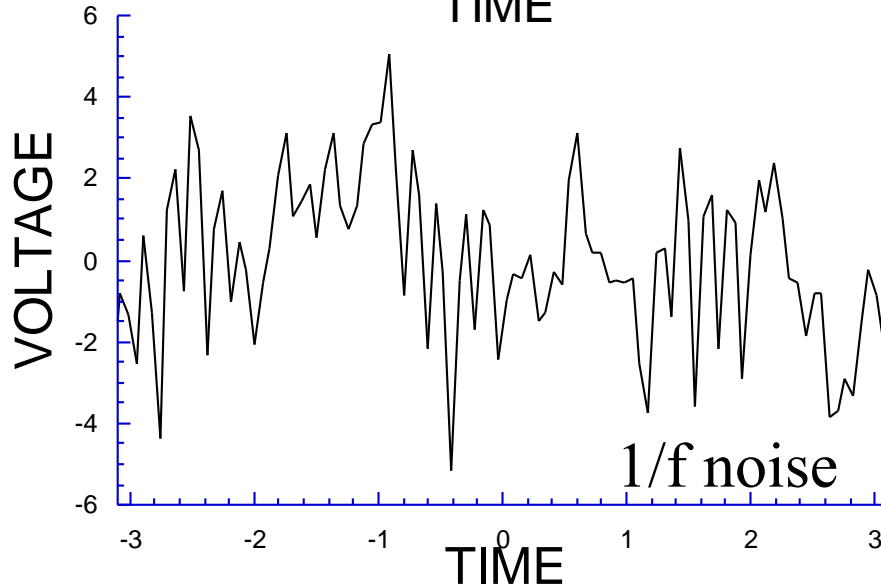
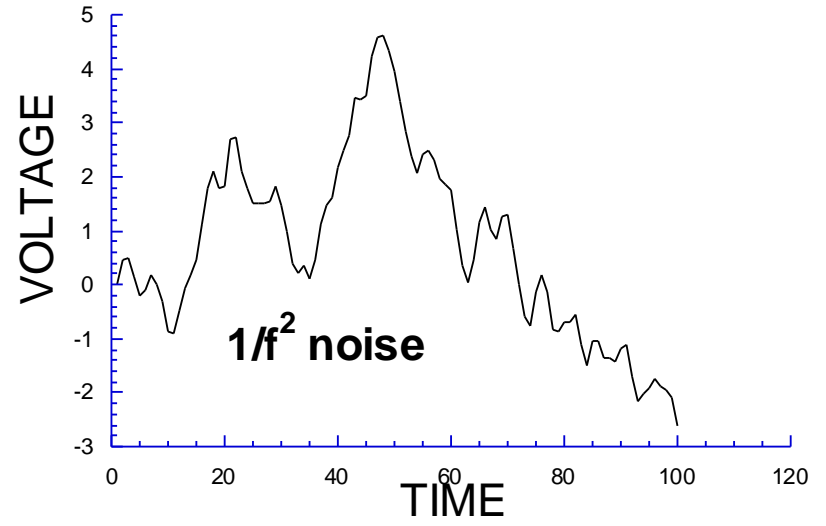
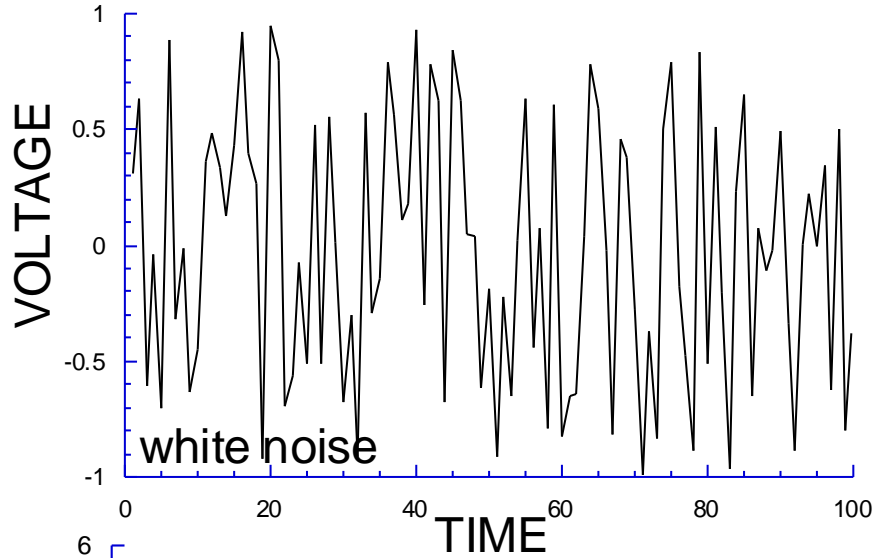
1/f noise: same amount in each OCTAVE:

20 Hz-40 Hz, 40 Hz-80 Hz, etc

Playing the tape back at double speed doesn't change the sound!

Another fact to intrigue to theorists.

Noise pictures



Non-equilibrium basics

- Some noise is intrinsically non-equilibrium, driven. e.g.
 - Shot noise (photons, electrons,..)
 - $S_I(f)=2Iq$ for current, in simple case
 - Barkhausen domain flips in magnets
 - Sliding charge density waves

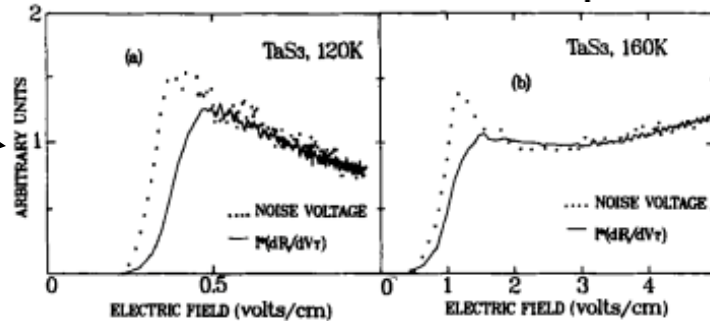
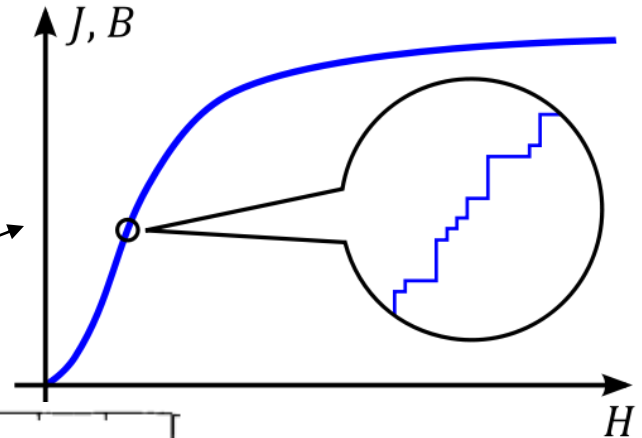
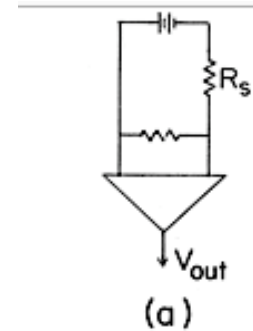
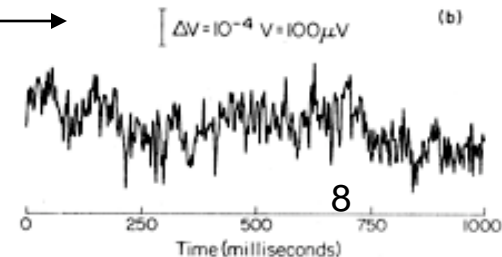


FIGURE 1 Field dependence of the broadband noise $\langle \delta V^2 \rangle$ measured at 300 Hz and $I^2 (\partial R / \partial V_T)^2$.



- Some is just sampled by non-equilibrium means. e.g.
 - most $1/f$ noise in resistors
 - Particle density fluctuations in fluids (via light scattering)



1/f noise basics

□ δR almost always measured out of equilibrium

– but that rarely matters, as confirmed by

- Linearity of δV in I
- Independence of ac or dc measurements
- Occasional equilibrium measurements via $\delta(kTR)$

• Other variables (magnetic μ , capacitor V) are measured in equilibrium.

• Spectra are often remarkably close to $1/f$, but not usually exactly so

• The deviations from $1/f$ often shift around like simple thermally activated kinetics (Dutta-Horn)

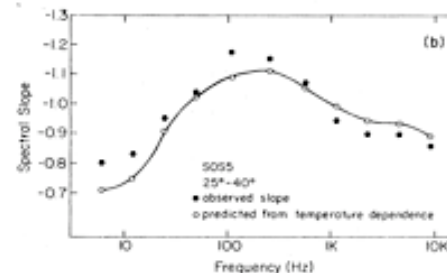
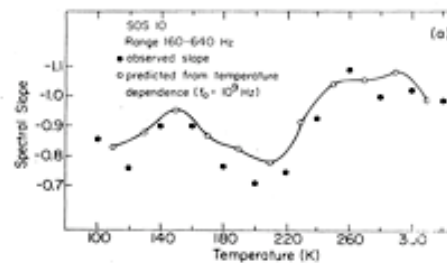
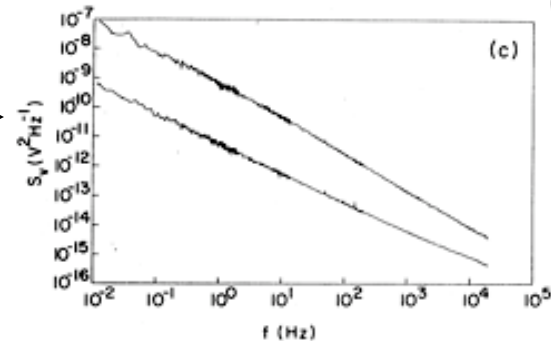
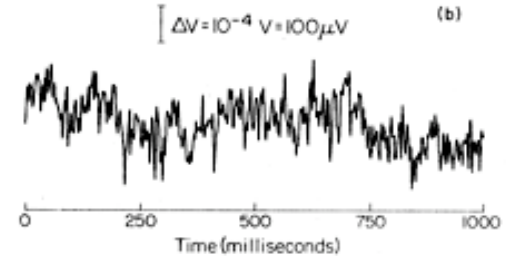
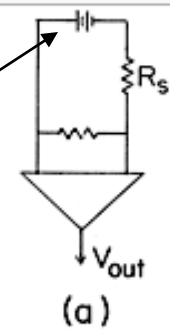
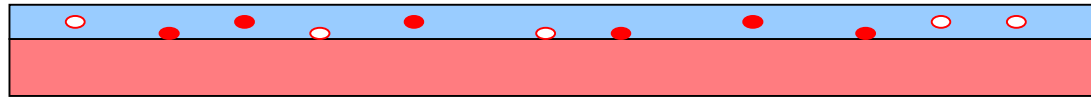


FIG. 1. (a) The basic experimental configuration and typical observations of $1/f$ noise. Schematic diagram of the simplest measuring apparatus for $1/f$ noise. R_s is a large, constant resistor. The unlabeled resistor is the sample. Various modifications, such as the use of ac currents with phase-sensitive detection, bridge circuits, and multiprobe samples, are common. (b) An actual fluctuating voltage from a silicon resistor with about $100 \mu A$ of current ($1 V$ average bias), measured in a setup like that shown in part (a). (c) Noise spectra from two thick-film resistors, shown over a very broad range of frequencies. The upper plot is taken from an IrO_2 -based film at $T = 556 K$, the lower from a ruthenate-based film at $T = 300 K$. Each point in each spectrum represents the average square of the Fourier transforms of 1200 1024 point traces, such as that in part (b). Several such spectra, taken at different sampling rates, are stitched together for each broad-band spectrum shown (from Pellegrini, Saletti, Terrini, and Prudenziati, 1983).

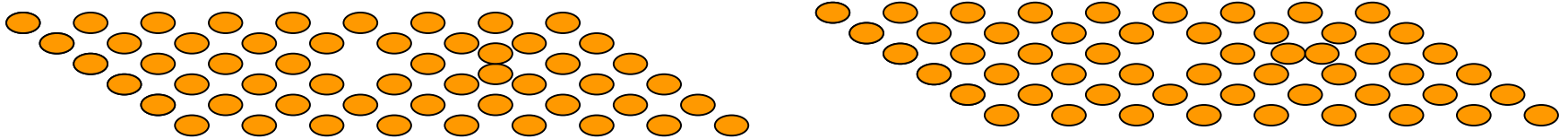
So what's rattling?

In silicon with an oxide layer electrons jump in and out of traps in the oxide.

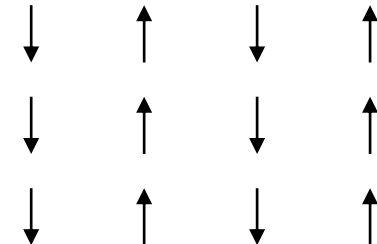
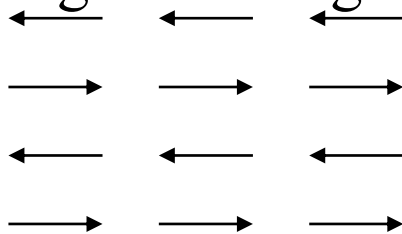


○ empty
● filled

In copper, defects in the crystal structure move around.



In chromium, domains of a type of magnetism change their alignment back and forth.



And all give the same shape of spectrum: $1/f$.

1/f noise: the simplest ingredients

- electron traps in amorphous SiO₂
- collection of simple parallel noise sources
- equilibrium thermodynamics and kinetics
- random trap depths
- random trap positions
- random barrier heights
- No important correlations among those random variables
 - Measurable from E and T dependences

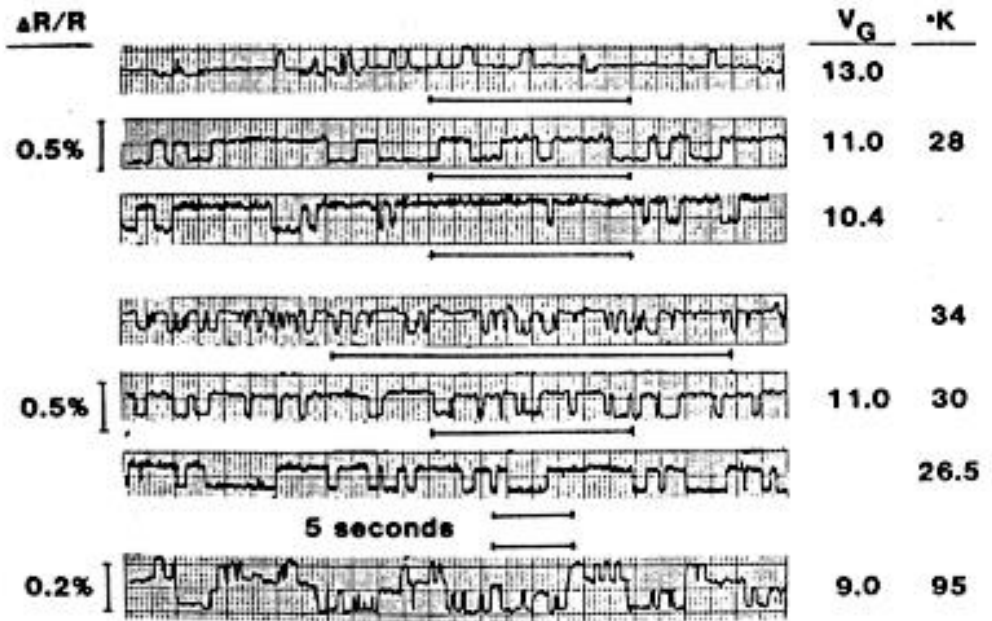


FIG. 5. Two-state switching in the voltage on small gated Si resistors, observed by Ralls *et al.* (1984). V_G is the gate voltage,




FIG. 2. Exponential dependence of mean lifetimes on inverse temperature and gate voltage for a particular switching sequence. These are identified with capture

Why 1/f?

Could 1/f noise just come from summing the switchers?

- It sure looks that way
 - E.g in silicon-on-sapphire resistors (1983):

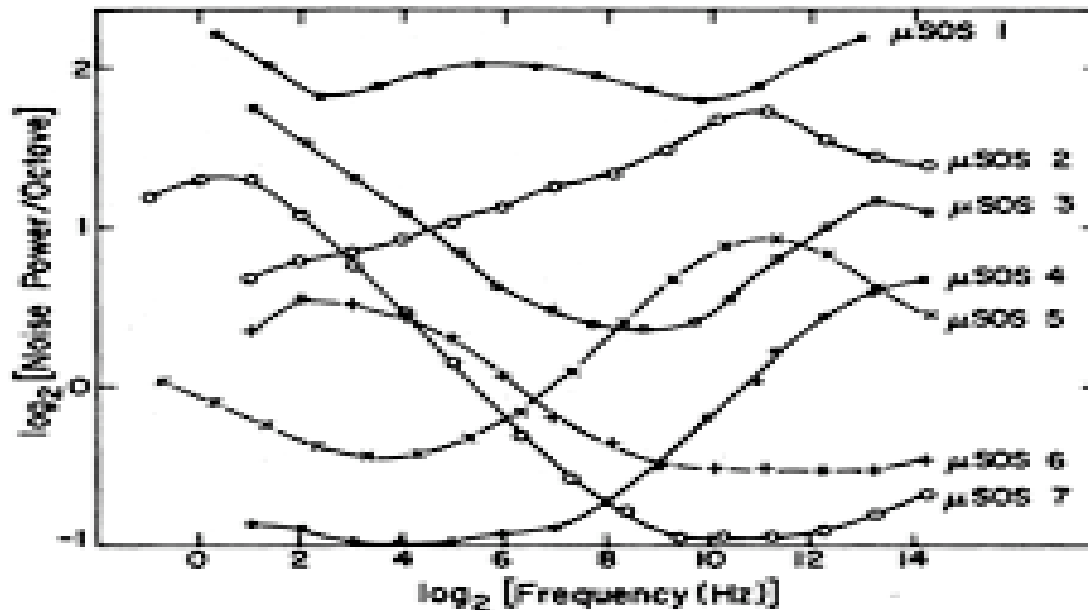


FIG. 4. Power spectra at room temperature for seven different samples having approximately the same size and geometry.

Quantum noise

- At low temperatures, you still get $1/f$ noise, but the rattles don't occur by getting enough thermal energy to go over the barrier. Things tunnel through, quantum mechanically.
(electrons in and out of traps in Nb_2O_5 , Rogers and Buhrman, 1985)

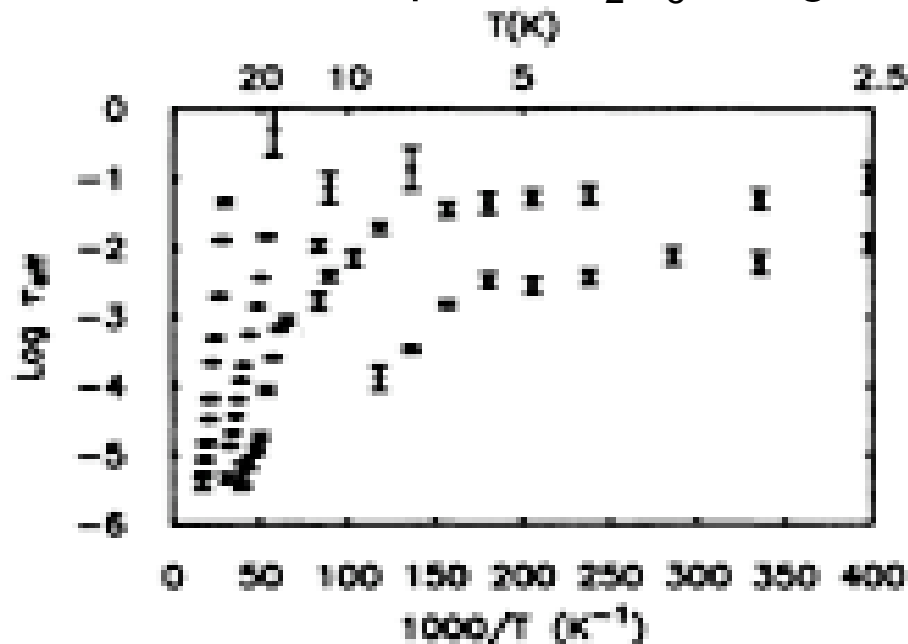


FIG. 2. Typical data set for τ_{eff} showing the abrupt change from thermally activated behavior above to nonactivated behavior below $T \sim 15$ K.

The secret of 1/f noise

- Ingredient (e.g. two-state)

$$S(f) = \int \frac{s\left(\frac{f}{f_c}\right)}{f_c} \rho(f_c) df_c \quad \text{e.g. } s\left(\frac{f}{f_c}\right) = \frac{4}{1 + \left(\frac{f}{f_c}\right)^2}$$

$$f_c = f_A e^{-E_A/kT} \quad f_A \approx 10^{12} \text{ Hz}$$

$$\rho(f_c) = \frac{kT \rho(E_A)}{f_c} \quad \text{i.e. } \frac{d \ln(f)}{df} = \frac{1}{f}$$

f_c depends *exponentially* on a distributed energy, tunneling distance, etc.

Change variables

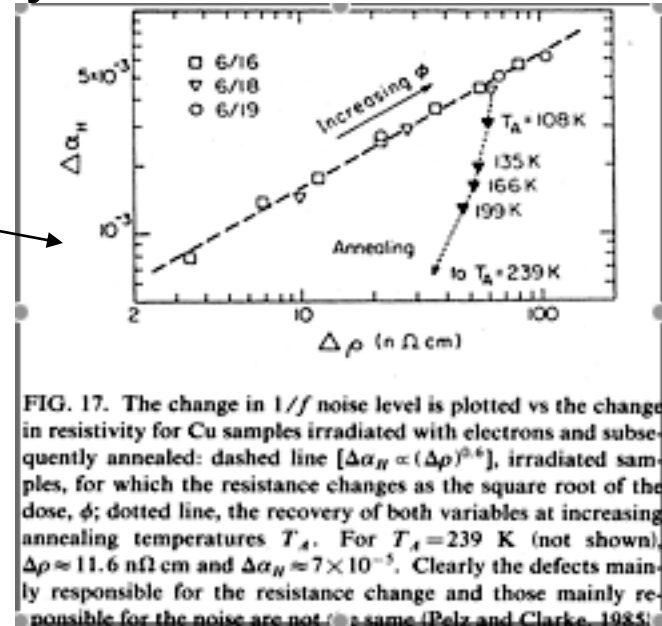
Bernamont, 1939; McWhorter, 1951

$$S(f) \approx \frac{kT \rho\left(kT \ln\left(\frac{f_A}{f}\right)\right)}{f}$$

↑
1/f with log corrections

Where does the 1/f 'secret' that apply? Quasi-equilibrium systems

- (Almost?) all 1/f noise in metals
 - ²Defect motions (~all metals)
 - ^{1,2}Domain motions (SDW, FM,...)
 - ²Glassy TLS
 - ^{1,2}Spinglassy collective modes....
- ²1/f noise in semiconductors
 - (especially traps in SiO₂)
- ²disordered phase transitions
 - Manganites.....
- ¹Dielectric 1/f noise
 - Relaxor ferroelectrics



Strongly *driven* systems
e.g. depinned CDWs or vortex
lattices, usually show big
deviations from 1/f^{1.0}

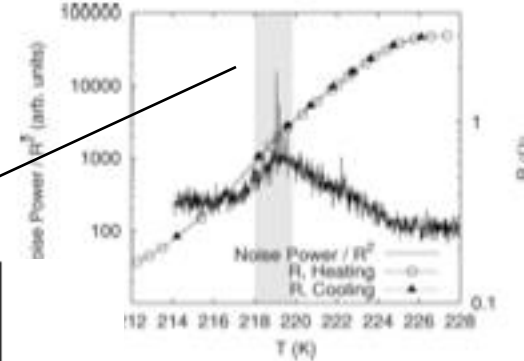
- ¹ direct equilibrium fluctuation-dissipation: $S_V(f) \sim kT\varepsilon''/Cf$, $S_\mu(f) \sim kTV\chi''/f$
- ² indirect $\delta V = I\delta R$, I is non-equilibrium probe of *equilibrium* noise

Manganites: inhomogeneity and thermodynamics

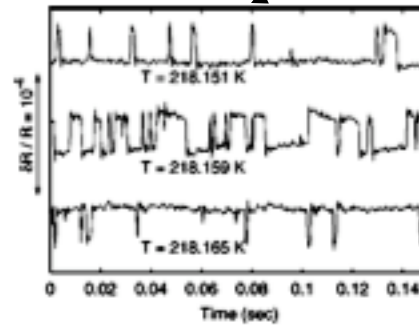
- Thermodynamics not clear from macro-measurements of $R(H,T)$ and $M(H,T)$
 - Disorder messes things up
 - Noise shows what's up: little pieces of 1st-order transition

Well defined ΔE , ΔS , $\Delta\mu$ between states

LCMO-0.3 doping



power and resistance vs temperature. Noise power is the square of the Fourier transform. In this



2. Resistance (ac coupled) vs time at different temperatures of the switchers.

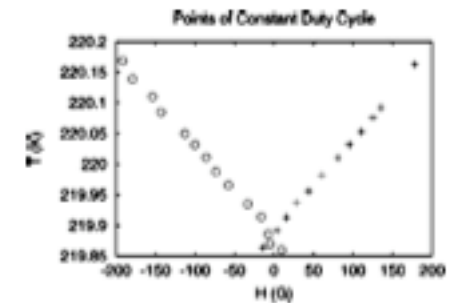


FIG. 4. Temperature and field combinations that produced a ratio $r=1$ for the switcher *b5* of Table II. The open circles were taken sweeping field from negative to positive and the crosses were taken sweeping from positive to negative. Linear fits give slopes whose absolute value agree to about 1% between the two sweep directions. Note that this plot is analogous to a phase diagram for the mesoscopic domain under observation. The data from the two sweep directions overlap somewhat, showing an odd (as opposed to even) dependence on applied fields smaller than the coercive field. This indicates the local effective fields produced by neighboring ferromagnetic domains are larger than the coercive field (roughly 20 G).

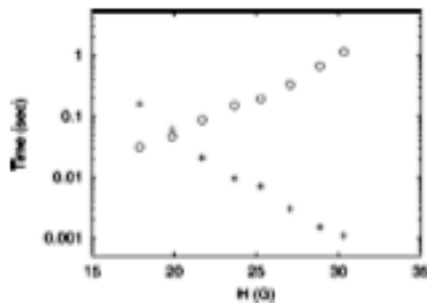
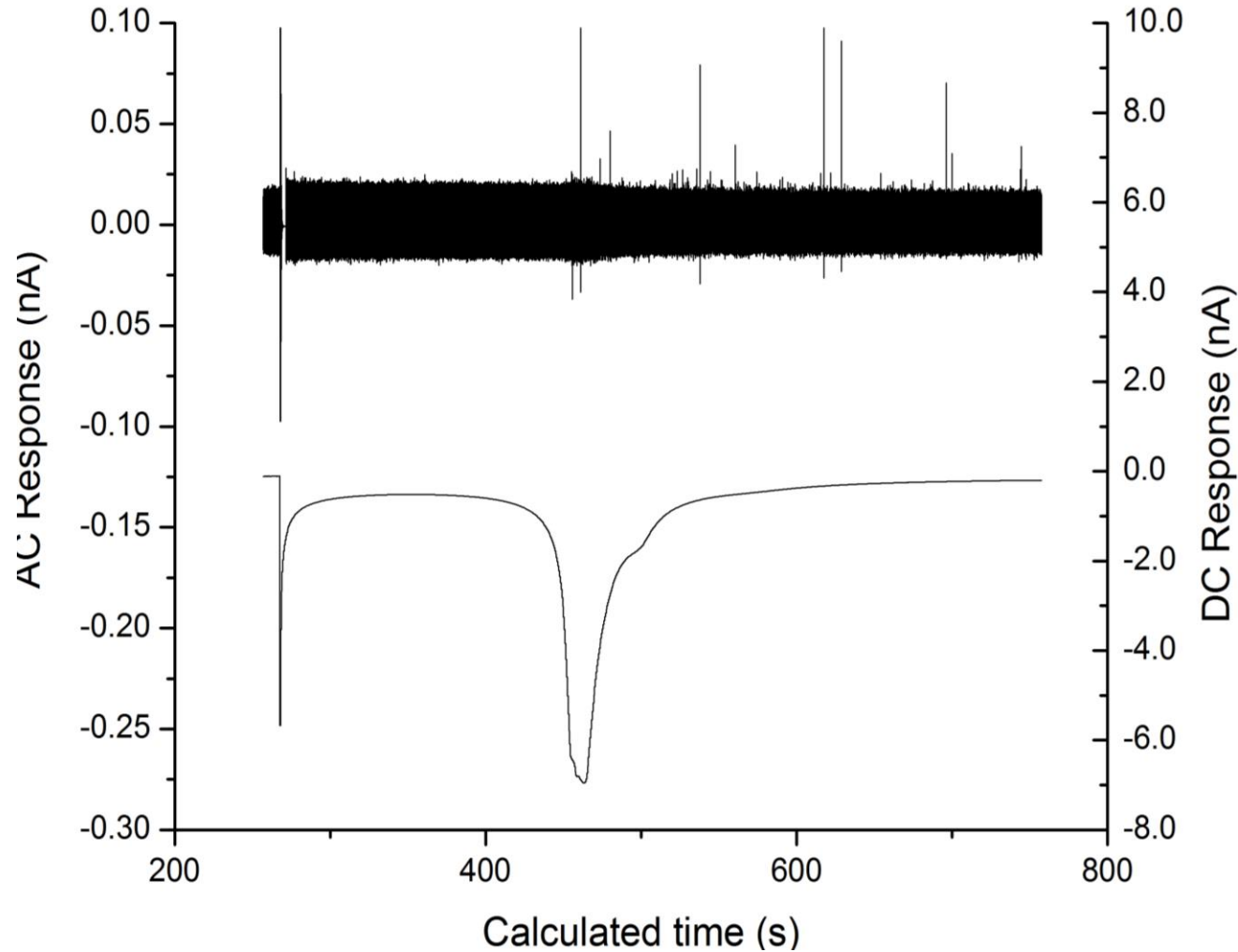


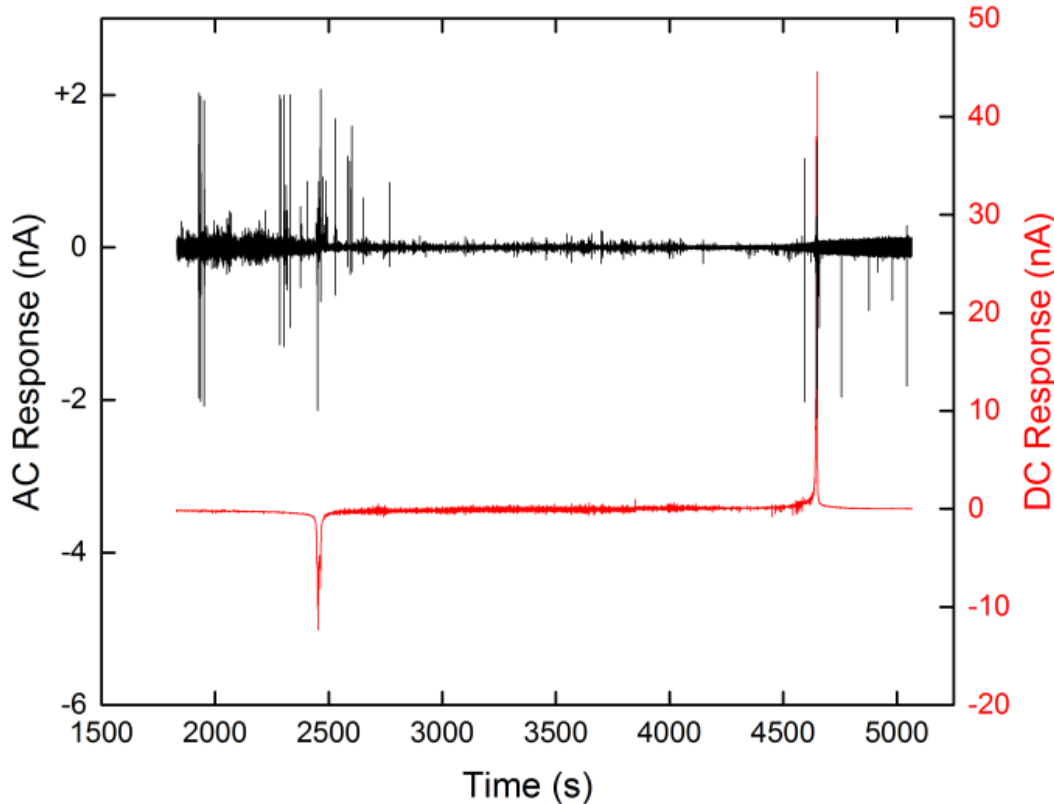
FIG. 5. The average time spent in the high (crosses) and low (circles) resistance states are plotted individually vs field. The opposite signs of slope vs field indicate that the transition state has a magnetic moment intermediate between the end states. Similar results are obtained when plotting vs temperature, giving an intermediate entropy for the transition state as well.

Barkhausen Noise in Ferroelectrics



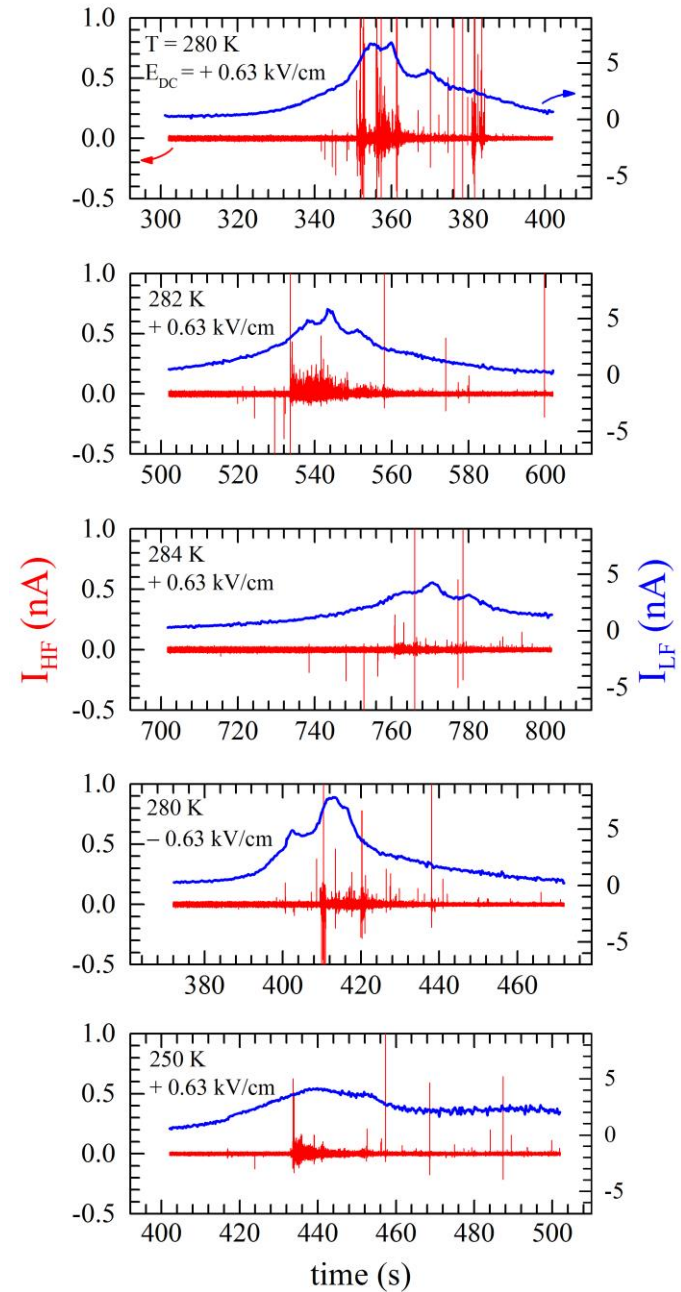
Noise shows size of units involved in different stage of conversion of glassy state to ferroelectric state

Xinyang's Barkhausen



Big domains form before most of sample goes FE. Rates *not* limited by nucleation. Some domains melt *after* main melting → important heterogeneity.

Xinyang's data: notice anything?



Summary

- Noise provides a good probe of
 - Conduction mechanisms (shot noise)
 - Domain dynamics (Barkhausen)
 - Defect dynamics (1/f noise in metals)
 - Subtle phase transitions (CR films,...)
 - Hidden order (spinglasses)
 - Charge density wave dynamics (TaS_3)
 -